

STANDARD

Position limit switch



Position limit switch designed for controlling the movement of overhead travelling cranes, hoists and complex machine tools. Standard is used in building and industrial hoisting applications, in automation and in the entertainment industry.

FEATURES

- Standard enclosure size 80x70x39 mm, with 2 fixing holes.
- Positive opening NC contacts for safety functions.
- Mechanical life of switches: 1 million operations.
- Operation frequency: 3600 operations/hour max.
- IP protection degree: Standard is classified IP65 with specific cable clamp M20.
- Extreme temperature resistance: -25°C to +70°C.
- Enclosure and head in thermoplastic material.
- All materials and components used are wear resistant and guarantee protection of the unit against water and dust.

OPTIONS

- 1 or 2 snap action switches with 1NO+1NC contacts or slow action switches with 1NC contact.
- Heads with 15 different types of actuators for different applications.

CERTIFICATIONS

- CE marking and EAC certification.

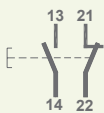
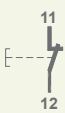
CERTIFICATIONS

Conformity to Community Directives	2014/35/UE Low Voltage Directive
	2006/42/CE Machinery Directive
Conformity to CE Standards	EN 60204-1 Safety of machinery - Electrical equipment of machines
	EN 60947-1 Low-voltage switchgear and controlgear
	EN 60947-5-1 Low-voltage switchgear and controlgear - Control circuit devices and switching elements - Electromechanical control circuit devices
	EN 60529 Degrees of protection provided by enclosures
Markings and homologations	CE EAC





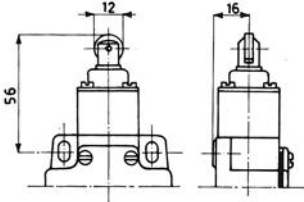
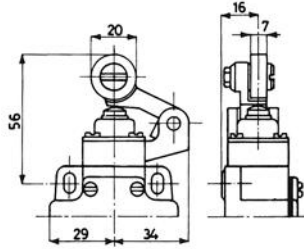
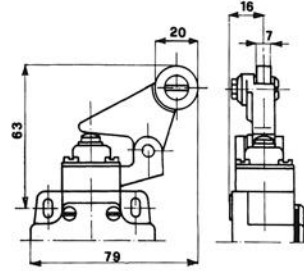

GENERAL TECHNICAL SPECIFICATIONS

Ambient temperature	Storage -40°C/+70°C
	Operational -25°C/+70°C
IP protection degree	IP65 max. with specific cable clamp M20
Insulation category	Class II
Operation frequency	3600 operations/hour max
Cable entry	Cable clamp M20
Operating position	Any position

TECHNICAL SPECIFICATIONS OF THE SWITCHES

Code	PRSL0036XX	PRSL0037XX
Utilisation category	AC 15	
Rated operational current	3 A	
Rated operational voltage	250 Vac	
Rated thermal current	10 A	
Rated insulation voltage	300 Vac	
Mechanical life	1x10 ⁶ operations	
Connections	Screw-type terminals	
Wires	1x2.5 mm ² , 2x1.5 mm ² (UL - (c)UL: use 60°C or 75°C copper (CU) conductor and wire 16-18 AWG)	
Tightening torque	0.8 Nm	
Microswitch type	Double break, snap action	Double break, slow action
Contacts	1NO+1NC (All NC contacts are of the positive opening operation type \ominus)	1NO+1NC (All NC contacts are of the positive opening operation type \ominus)
Scheme		
Markings and homologations	CE cULus EAC	

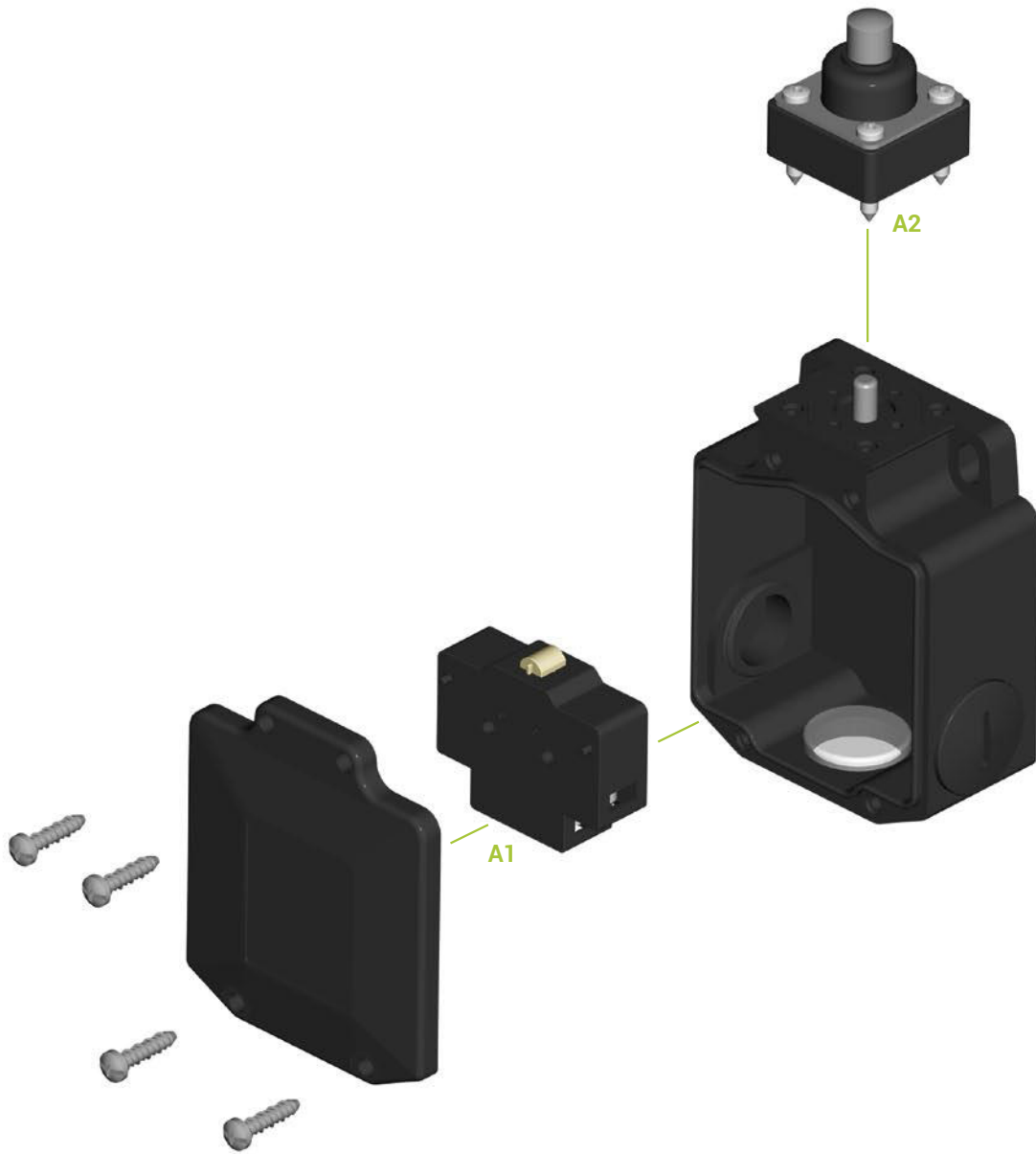
LIMIT SWITCHES

Description and overall dimensions (mm)	Switch type		Actuating travel	Code
	PRSL0036XX 1NO+1NC snap action	PRSL0037XX 1NC slow action		
	1	-		PF33770100
	2	-		PF33770200
	-	1		PF33770600
	-	2		PF33770700
	1	-		PF33771100
	2	-		PF33771200
	-	1		PF33771600
	-	2		PF33771700
	1	-		PF33772100
	2	-		PF33772200
	-	1		PF33772600
	-	2		PF33772700
	1	-		PF33773100
	2	-		PF33773200
	-	1		PF33773600
	-	2		PF33773700
	1	-		PF33774100
	2	-		PF33774200
	-	1		PF33774600
	-	2		PF33774700

Description and overall dimensions (mm)	Switch type		Actuating travel	Code
	PRSL0036XX 1NO+1NC snap action	PRSL0037XX 1NC slow action		
Flexible rod				
	1	-		PF33775100
	-	1		PF33775600
Central stiffened spring rod				
	1	-		PF33776100
	2	-		PF33776200
	-	1		PF33776600
	-	2		PF33776700
Central spring rod with ferrule				
	1	-		PF33777100
	2	-		PF33777200
	-	1		PF33777600
	-	2		PF33777700
Central roller iron lever				
	1	-		PF33780100
	2	-		PF33780200
	2	-		PF33780400
	-	1		PF33780600
	-	2		PF33780700
	-	2		PF33780900

Description and overall dimensions (mm)	Switch type		Actuating travel	Code		
	PRSL0036XX 1NO+1NC snap action	PRSL0037XX 1NC slow action				
	Lateral roller lever	1	-		PF33782100	
	2	-		PF33782200		
	2	-		PF33782400		
	-	1		PF33782600		
	-	2		PF33782700		
	-	2		PF33782900		
		Adjustable roller lever	1	-		PF33783100
		2	-		PF33783200	
		2	-		PF33783400	
		-	1		PF33783600	
-		2		PF33783700		
-		2		PF33783900		
	Adjustable steel rod	1	-		PF33784100	
	2	-		PF33784200		
	2	-		PF33784400		
	-	1		PF33784600		
	-	2		PF33784700		
	-	2		PF33784900		

Description and overall dimensions (mm)	Switch type		Actuating travel	Code	
	PRSL0036XX 1NO+1NC snap action	PRSL0037XX 1NC slow action			
	Lateral stiffened spring rod	1	-		PF33785100
	2	-		PF33785200	
	2	-		PF33785400	
	-	1	-		PF33785600
	-	2	-		PF33785700
	-	2	-		PF33785900
<p>Lateral spring rod with ferrule</p>	1	-		PF33786100	
	2	-		PF33786200	
	2	-		PF33786400	
	-	2	-		PF33787400
<p>Double lever</p>	1	-		PF33787100	
	2	-		PF33787200	
	2	-		PF33787400	
	-	2	-		PF33787700



Refer to the following tables for descriptions of components: "Switches" and "Accessories".

COMPONENTS

Switches

Ref.	Drawing	Description	Scheme	Code
A1		1NO+1NC snap action switch		PRSL0036XX
		1NC slow action switch		PRSL0037XX

Accessories

Ref.	Drawing	Description	Code
A2		Head	PF337__TE The head code is the same of the corresponding limit switch code, ending with TE instead of 00

