

# MIKE-D

## Pendant control station



Pendant control station for **direct control** of industrial machines. Ergonomic shape, easy to handle, user-friendly and sturdy, Mike-D is the result of careful analysis of ergonomic aspects and it is rich in high-performing features to meet the most demanding requirements.

### FEATURES

- Reduced installation and wiring time and costs: the cable inlet and the switches fitted in the base of the control station are separated from the actuators, mounted on the cover.
- Innovative suspension system with concealed cables to enable rapid, correct, ergonomic installation.
- Rubber pushbuttons with symbol disks to ensure protection against dust and prevent jamming when the control station is used in harsh environments.
- The emergency stop mushroom pushbutton complies with standard ISO 13850.
- IP protection degree: Mike-D is classified IP66, IP67 and IP69K.
- IK protection degree: Mike-D is classified IK09.
- Extreme temperature resistance: -25°C to +70°C.
- All materials and components used are wear resistant and guarantee protection of the unit against water and dust.

### OPTIONS

- Available in configurations with 3 (1 speed version) or 4 actuators (2 speed version).
- Direct control 1 speed two-pole switches and 1 speed three-pole switches for emergency mushroom pushbutton.
- Mechanical interlock to prevent simultaneous operation of opposite functions.
- 1 speed pushbuttons available in different colours and mushroom pushbuttons with rotation release.
- Available with labels (symbols and lettering) to be applied next to the actuators or with pushbuttons with two-colour moulded permanent symbols.

### CERTIFICATIONS

- CE marking.

Fill in the "request form" for accurate product configuration.

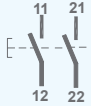
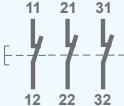
## CERTIFICATIONS

Conformity to Community Directives	2014/35/UE Low Voltage Directive
	2006/42/CE Machinery Directive
Conformity to CE Standards	EN 60204-1 Safety of machinery - Electrical equipment of machines
	EN 60947-1 Low-voltage switchgear and controlgear
	EN 60947-3 Low-voltage switchgear and controlgear - Switches, disconnectors, switch-disconnectors and fuse-combination units
	EN 60529 Degrees of protection provided by enclosures
Markings and homologations	ISO 13850 Safety of machinery - Emergency stop - Principles for design
	CE

## GENERAL TECHNICAL SPECIFICATIONS

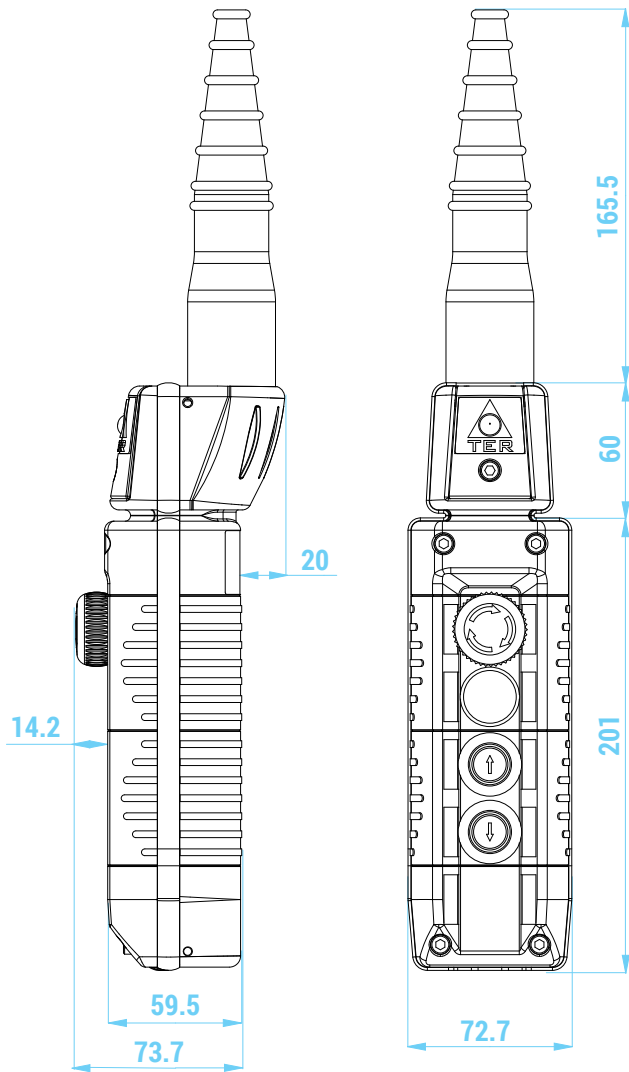
Ambient temperature	Storage -40°C/+70°C
	Operational -25°C/+70°C
IP protection degree	IP 66 / IP 67 / IP 69K
IK protection degree	IK 09
Insulation category	Class II
Cable entry	Rubber cable sleeve (Ø 8÷26 mm)
	Cable clamp M20
Operating positions	Any position
Pushbuttons mechanical life	10x10 <sup>6</sup> operations

## TECHNICAL SPECIFICATIONS OF THE SWITCHES

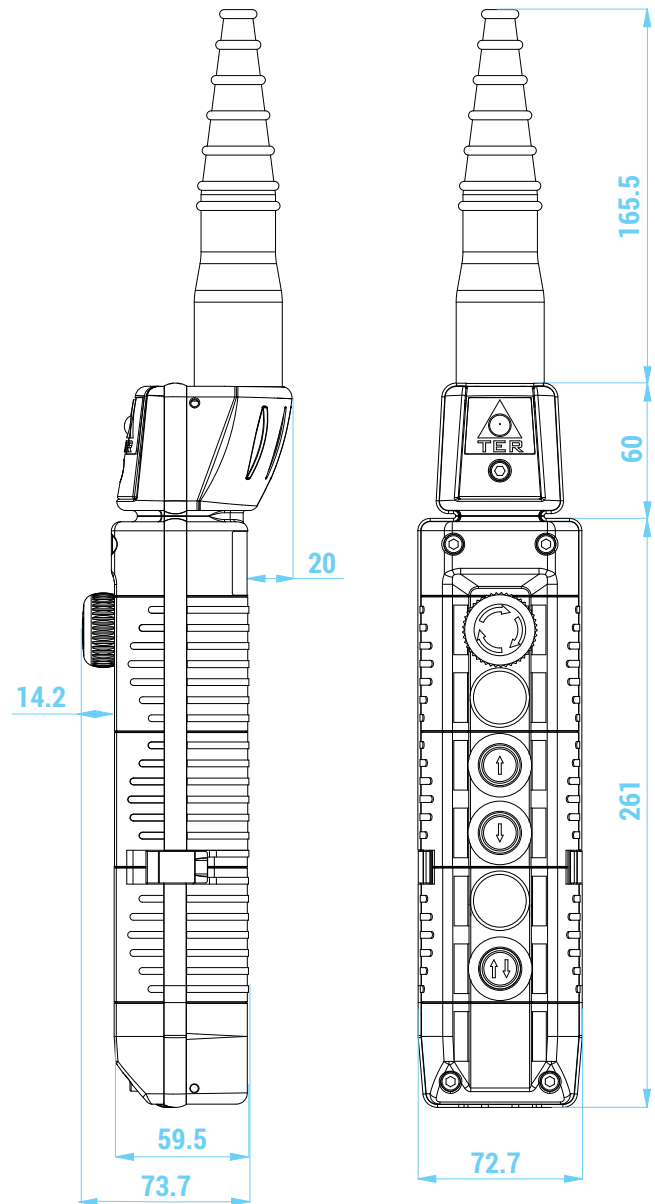
Code	PRSL1900PI	PRSL1902PI
Utilisation category	AC 3 - AC 4	AC 23B
Rated operational current	10 A	
Rated operational voltage	400 Vac	
Rated operational power	3 kW	
Rated thermal current	20 A	
Rated insulation voltage	660 Vac	
Connections	Screw-type terminals	
Wires	1x2.5 mm <sup>2</sup> , 2x1.5 mm <sup>2</sup>	
Tightening torque	0.8 Nm	
Microswitch type	1 speed, two-pole single switch	1 speed, three-pole single switch
Contacts	2NO	3NC
Scheme		
Markings and homologations	CE	

## OVERALL DIMENSIONS (mm)

1 speed



2 speeds



Dimensions of mushroom pushbutton refer to the released position.

## STANDARD CONTROL STATIONS

## 1 speed

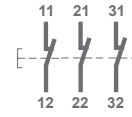
F72AY00001

2



Latched mushroom pushbutton

No. 1 PRSL1902PI



Blanking plug

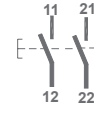
-

-

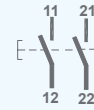
No. 2 buttons mechanically interlocked



No. 1 PRSL1900PI



No. 1 PRSL1900PI



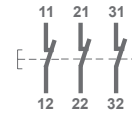
## 2 speeds

F72EY00001



Latched mushroom pushbutton

No. 1 PRSL1902PI



Blanking plug

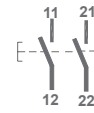
-

-

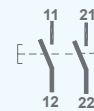
No. 2 buttons mechanically interlocked



No. 1 PRSL1900PI



No. 1 PRSL1900PI



Blanking plug

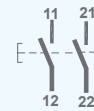
-

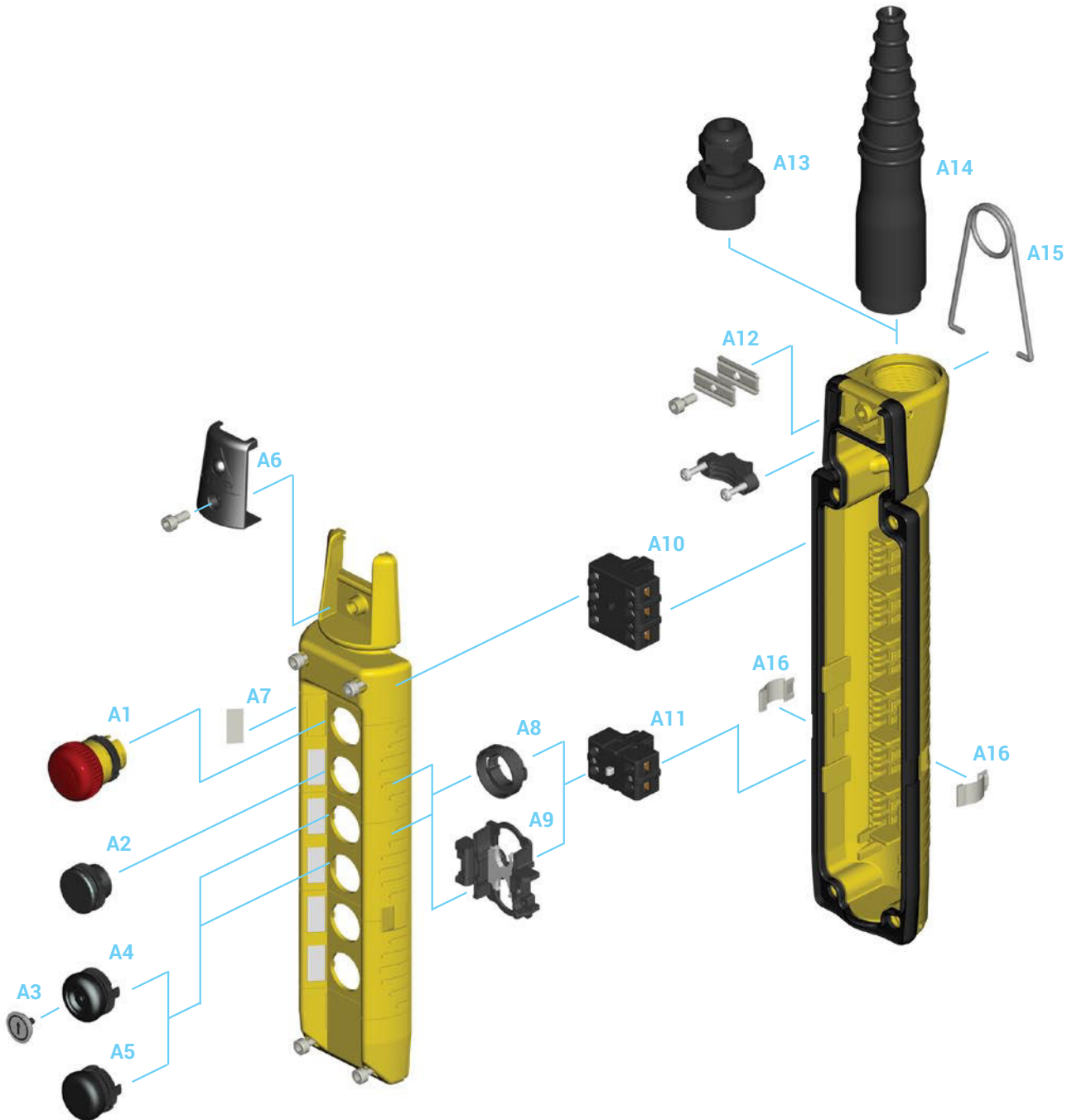
-

No. 1 button



No. 1 PRSL1900PI

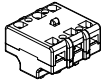
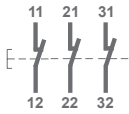

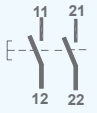








See the following tables for description of components: "Switches", "Actuators", "Mushroom pushbuttons" and "Accessories".

## COMPONENTS


### Switches

Ref.	Drawing	Description	Scheme	Code
A10		1 speed three-pole 3NC switch for emergency mushroom pushbutton		PRSL1902PI
A11		1 speed two-pole 2NO switch		PRSL1900PI




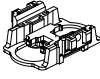


### Actuators

Ref.	Drawing	Description	Code
A2		Blanking plug	PRSL1845PI
A3		Disk for pushbutton	PRTA_----- See disk table
A4		1 speed pushbutton	PRSL1811PI
A5		1 speed black pushbutton	PRSL1806PI
		1 speed grey pushbutton	PRSL1807PI

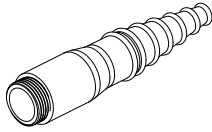
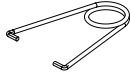

### Mushroom pushbuttons

Ref.	Drawing	Description	Code
A1		Latched mushroom pushbutton for emergency stop	PRSL1880PI

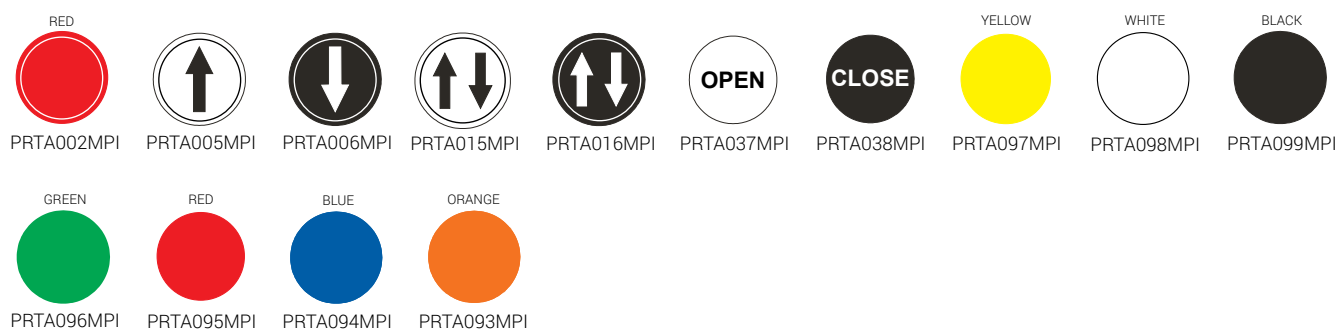
### Accessories

Ref.	Drawing	Description	Code
A6		Cable cover with TER logo	PRSL1832PI
		Blank cable cover	PRSL1836PI
A7		Label sheet	Code on request
A8		Button-switch spacer	PRSL8512PI
A9		Mechanical interlock	PRSL1850PI
A12		Complete wire clamp	PRSL1896PI
A13		Cable clamp M20 with reduction	PRSL1910PI

## Accessories

Ref.	Drawing	Description	Code
A14		Cable sleeve	PRSL0145PE
A15		Hook	PRGA0012PE
A16		Closing clip (only for 2 speed version)	PRTR1035PE

## Disks



## Label sheet

