

# TOP - REQUEST FORM FOR NON STANDARD LIMIT SWITCH

## Instructions

(See next page for list of components and legends)

- 1 Version:** tick the required version.
- 2 SIL 1 certified:** tick the box if you require SIL 1 certified units.
- 3 Revolution ratio:** write the required revolution ratio.
- 4 Standard cam set:** write the code of the cam set required.
- 5 Customized cam set:** for non standard cam sets, fill in the scheme choosing the cams and the switches required. It is possible to assemble sets with 2, 3, 4, 5 or 6 cams/switches.  
Customized cams are available on request.
- 6 Potentiometers, encoders, Yankee:** write the code of the potentiometer, encoder or Yankee required.  
ATTENTION: the potentiometer PA020009 can be mounted only alone, i.e. with NO sets of cams.  
Please refer to the table on the next pages for all other possible configurations.
- 7 Shaft:** tick the shaft type required.  
Customized shafts are available on request.
- 8 Coupling, flange, pinion gear:** tick the box when coupling, flange or pinion gear are required.  
When a standard pinion gear is required, write the code number listed in the pinion gear charts in the catalogue.  
When a special pinion gear is required, write the number of teeth, the module and the primitive diameter.

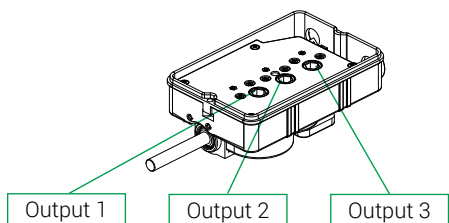
### Version 1

- Version **CE EAC**
- Version **cULus CE EAC**
- Version with anti-moisture plug **CE EAC**

ATTENTION: Top XL with cover rise are not cULus certified.

### SIL 1 certified 2

ATTENTION: Top XL with cover rise are not SIL1 certified.



### Revolution ratio 3

Output 1			Output 2			Output 3					
1	2	3	1	2	3	1	2	3			
<input type="checkbox"/>	<input type="checkbox"/>	<input type="checkbox"/>	<input type="checkbox"/>	<input type="checkbox"/>	<input type="checkbox"/>	<input type="checkbox"/>	<input type="checkbox"/>	<input type="checkbox"/>	1:1	1:50	1:300
<input type="checkbox"/>	<input type="checkbox"/>	<input type="checkbox"/>	<input type="checkbox"/>	<input type="checkbox"/>	<input type="checkbox"/>	<input type="checkbox"/>	<input type="checkbox"/>	<input type="checkbox"/>	1:5	1:75	1:450
<input type="checkbox"/>	<input type="checkbox"/>	<input type="checkbox"/>	<input type="checkbox"/>	<input type="checkbox"/>	<input type="checkbox"/>	<input type="checkbox"/>	<input type="checkbox"/>	<input type="checkbox"/>	1:10	1:100	1: <input type="text"/>
<input type="checkbox"/>	<input type="checkbox"/>	<input type="checkbox"/>	<input type="checkbox"/>	<input type="checkbox"/>	<input type="checkbox"/>	<input type="checkbox"/>	<input type="checkbox"/>	<input type="checkbox"/>	1:15	1:150	1: <input type="text"/>
<input type="checkbox"/>	<input type="checkbox"/>	<input type="checkbox"/>	<input type="checkbox"/>	<input type="checkbox"/>	<input type="checkbox"/>	<input type="checkbox"/>	<input type="checkbox"/>	<input type="checkbox"/>	1:20	1:200	1: <input type="text"/>
<input type="checkbox"/>	<input type="checkbox"/>	<input type="checkbox"/>	<input type="checkbox"/>	<input type="checkbox"/>	<input type="checkbox"/>	<input type="checkbox"/>	<input type="checkbox"/>	<input type="checkbox"/>	1:25	1:250	

### Standard cam set 4

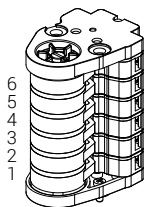
Cam set code \_\_\_\_\_

\_\_\_\_\_ Output 1

\_\_\_\_\_ Output 2

\_\_\_\_\_ Output 3

### Customized cam set 5



Output 1

Cam code \_\_\_\_\_ Switch code \_\_\_\_\_

6 \_\_\_\_\_

5 \_\_\_\_\_

4 \_\_\_\_\_

3 \_\_\_\_\_

2 \_\_\_\_\_

1 \_\_\_\_\_

Output 2

Cam code \_\_\_\_\_ Switch code \_\_\_\_\_

6 \_\_\_\_\_

5 \_\_\_\_\_

4 \_\_\_\_\_

3 \_\_\_\_\_

2 \_\_\_\_\_

1 \_\_\_\_\_

Output 3

Cam code \_\_\_\_\_ Switch code \_\_\_\_\_

6 \_\_\_\_\_

5 \_\_\_\_\_

4 \_\_\_\_\_

3 \_\_\_\_\_

2 \_\_\_\_\_

1 \_\_\_\_\_

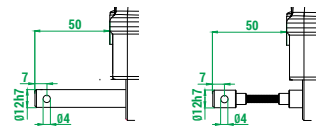
### Potentiometers, encoders, Yankee 6

Output 1      Output 2      Output 3

Code \_\_\_\_\_

### Standard shaft 7

### Flexible shaft



### Male coupling 8

### Female coupling

### Pinion gear

Pinion gear code \_\_\_\_\_

Pignone speciale \_\_\_\_\_

No. of teeth \_\_\_\_\_

Module \_\_\_\_\_

Primitive diameter \_\_\_\_\_



#### 4 Legend - Standard cam sets

No. and type of switches	No. and type of cams	Code
2 x PRSL0110XX	2 cams A	FCL20001
	Cams A+C	FCL20003
4 x PRSL0110XX	2 cams C	FCL20005
	Cams D+D+B+F	FCL40001
	4 cams A	FCL40003
	Cams A+A+C+C	FCL40005
	4 cams C	FCL40007
	Cams C+C+C+E	FCL40009
2 x PRSL0111XX	Cams A+A+E+E	FCL40011
	2 cams A	FCL20002
	Cams A+C	FCL20004
4 x PRSL0111XX	2 cams C	FCL20006
	Cams D+D+B+F	FCL40002
	4 cams A	FCL40004
	Cams A+A+C+C	FCL40006
	4 cams C	FCL40008
	Cams C+C+C+E	FCL40010
	Cams A+A+E+E	FCL40012







#### 6 Legend - Potentiometers, encoders standard and Yankee

Description	Code
Potentiometer MCB 10 kΩ with support	PA020001
Potentiometer MCB 10 kΩ mechanical stop with support	PA020002
Potentiometer Sfernice 10 kΩ ±10% 4 pins with support	PA020003
Potentiometer Sfernice 10 kΩ ±10% 3 pins with support	PA020004
Potentiometer Sfernice 5 kΩ ±10% with support	PA020005
Potentiometer Megatron 4.7 kΩ with support	PA020006
Potentiometer Megatron 10 kΩ with support	PA020007
Potentiometer Megatron 2.2 kΩ with support	PA020008
Potentiometer Novotechnik 2KΩ with support	PA020009
Encoder 36 pulses./rev. with support	PA030001
Encoder 150 pulses./rev. with support	PA030002
Yankee - current output	PA01AA01
Yankee - voltage output	PA01AB01
Yankee - PWM output	PA01AC01

#### 5 Legend - Switches

PRSL0110XX	PRSL0111XX
1NO+1NC	1NC
	

#### 5 Legend - Standard cams

Cam			Code for PRSL0110XX switches	Switching angle with PRSL0110XX	Code for PRSL0111XX switches	Switching angle with PRSL0111XX
A		1 point	PRSL7194PI	21.5° ±0.5°	PRSL7194PI	23.0° ±0.5°
B		10 points	PRSL7193PI	21.5° ±0.5°	PRSL7193PI	23.0° ±0.5°
C		60° sector	PRSL7195PI	82.0° ±0.5°	PRSL7195PI	86.0° ±0.5°
D		72° sector	PRSL7196PI	94.0° ±0.5°	PRSL7196PI	97.5° ±0.5°
E		180° sector	PRSL7191PI	204.5° ±0.5°	PRSL7191PI	203.0° ±0.5°
F		305° sector	PRSL7192PI	328.5° ±0.5°	PRSL7192PI	327.0° ±0.5°

## 6 Configuration table

The following table shows possible configurations of Top and Top XL.

When it is not possible to mount a set of cams together with a potentiometer/encoder, the table shows «Not available.»

When the cover PA090018 is not high enough to hold the elements mounted inside the limit switch, it is possible to use the cover rise PRSL0707PI (the table shows «Top XL»).

In all other cases it is possible to mount the sets of cams and potentiometer/encoder with the standard cover PA090018 (the table shows «Top»).

	Set of cams with 2 switches	Set of cams with 3 switches	Set of cams with 4 switches	Set of cams with 5 switches	Set of cams with 6 switches
<b>Set of cams only</b>	Top	Top	Top	Top	Top XL
<b>Set of cams + Yankee1</b>	Top	Top	Top	Top XL	Top XL
<b>Set of cams + PA020001</b>	Top	Top XL	Top XL	Not available	Not available
<b>Set of cams + PA020002</b>	Top	Top XL	Top XL	Not available	Not available
<b>Set of cams + PA020003</b>	Top	Top XL	Top XL	Top XL	Not available
<b>Set of cams + PA020004</b>	Top	Top XL	Top XL	Top XL	Not available
<b>Set of cams + PA020005</b>	Top	Top XL	Top XL	Top XL	Not available
<b>Set of cams + PA020006</b>	Top	Top XL	Top XL	Not available	Not available
<b>Set of cams + PA020007</b>	Top	Top XL	Top XL	Not available	Not available
<b>Set of cams + PA020008</b>	Top	Top XL	Top XL	Not available	Not available
<b>Set of cams + PA030001</b>	Top	Top XL	Top XL	Top XL	Not available
<b>Set of cams + PA030002</b>	Top	Top XL	Top XL	Top XL	Not available