



New position limit switch designed for controlling the movement of overhead travelling cranes, hoists and complex machine tools. Sturdy and reliable, Arke is particularly suitable for use in harsh operating conditions.

### FEATURES

- Designed to guarantee excellent performance in the most challenging operating conditions.
- 2 fixing holes.
- Positive opening NC contacts for safety functions.
- Mechanical life of switches: 2 million operations.
- IP protection degree: Arke is classified IP65, IP66, IP67 with dedicated cable clamp M20.
- Extreme temperature resistance: -53°C to +80°C.
- Aluminium rods with 6x8 mm section and enclosure and head in thermoplastic material.
- All materials and components used are wear resistant and guarantee protection of the unit against water and dust.

### OPTIONS

- Cross rods with 4 maintained positions every 90°, cross or T rods with 3 maintained position every 90°, single rod or rod with roller with 65° movements and spring return.
- 2 slow action switches with 1NC+1NC staggered contacts or 2 slow action switches with 1NO+1NC contacts.
- 3 outputs for cable clamps to reduce installation time and make wiring easier.

### CERTIFICATIONS

- CE Marking.

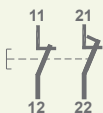
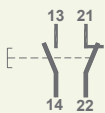
## CERTIFICATIONS

Conformity to Community Directives	2014/35/UE Low Voltage Directive
	2006/42/CE Machinery Directive
Conformity to CE Standards	EN 60204-1 Safety of machinery - Electrical equipment of machines
	EN 60947-1 Low-voltage switchgear and controlgear
	EN 60947-5-1 Low-voltage switchgear and controlgear - Control circuit devices and switching elements - Electromechanical control circuit devices
Markings and homologations	EN 60529 Degrees of protection provided by enclosures
	CE

## GENERAL TECHNICAL SPECIFICATIONS

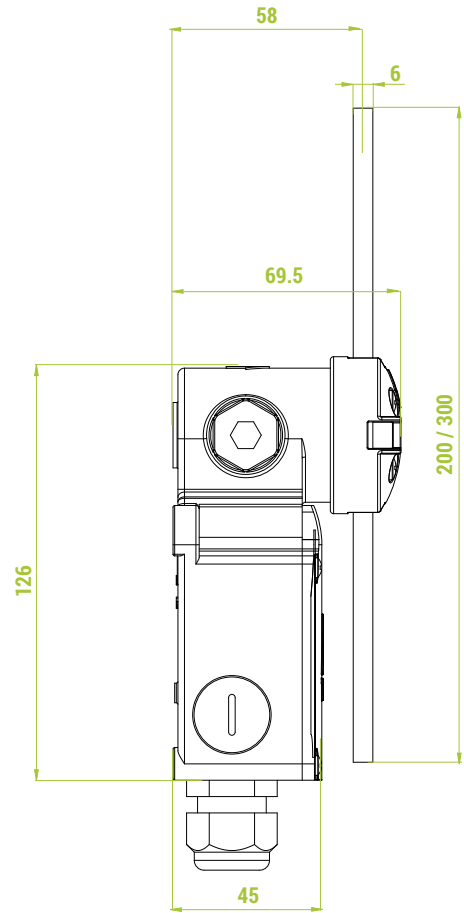
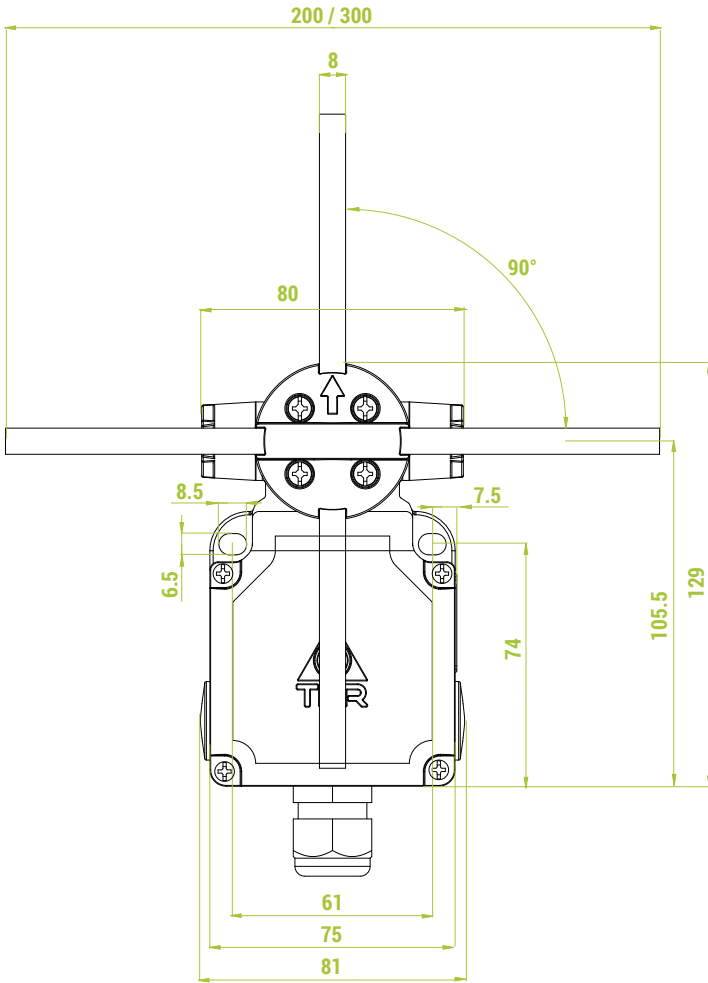
Ambient temperature	Storage -53°C/+80°C
	Operational -53°C/+80°C
IP protection degree	IP65, IP66, IP67 with dedicated cable clamp M20
Insulation category	Class II
Maximum operation speed	3 m/s
Mechanical life	1.5x10 <sup>6</sup> operations
Cable entry	Cable clamp M20

## TECHNICAL SPECIFICATIONS OF THE SWITCHES

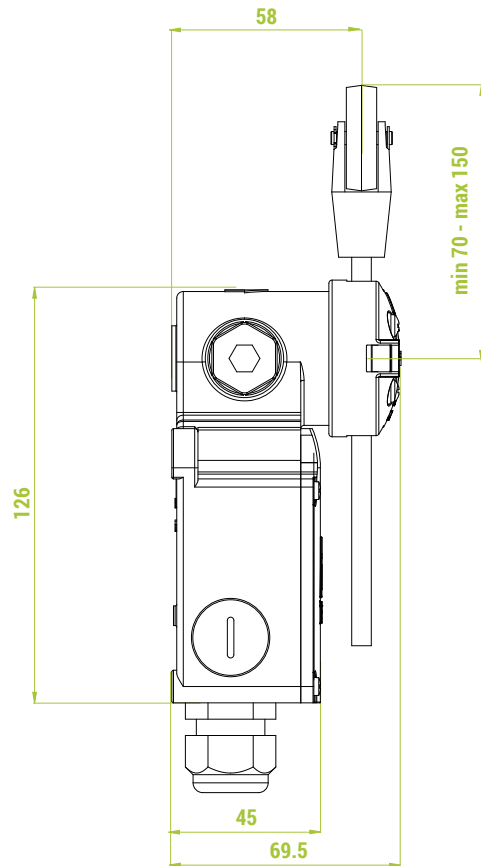
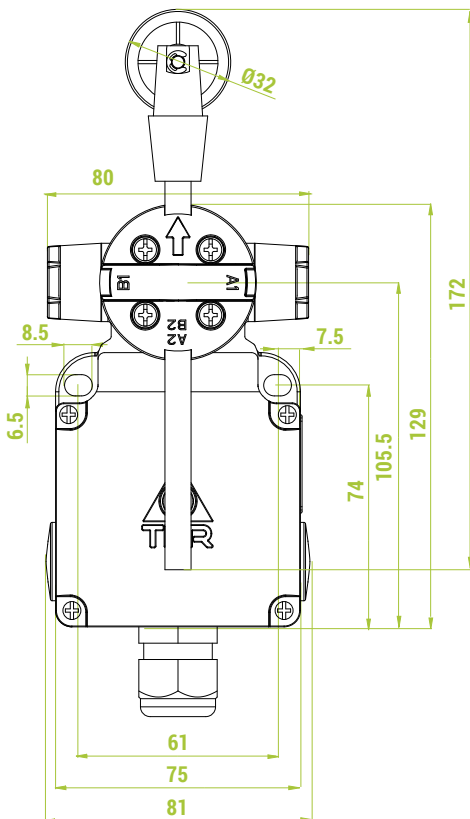
Code	PRSL1650XX	PRSL1652XX
Utilisation category		AC 15
Rated operational current		6 A
Rated operational voltage		250 Vac
Rated thermal current		10 A
Rated insulation voltage		500 Vac
Mechanical life	2x10 <sup>6</sup> operations @ 2 A / 240 Vac	
Connections	Screw-type terminals	
Wires	1x1.5 mm <sup>2</sup> , 2x2.5 mm <sup>2</sup>	
Tightening torque	0.8 Nm	
Switch type	Double break, slow action	
Contacts	1NC+1NC staggered (All NC contacts are of the positive opening operation type ☺)	1NO+1NC (All NC contacts are of the positive opening operation type ☺)
Scheme		
Markings and homologations	CE	

### OVERALL DIMENSIONS (mm)

With cross rods



With rod and roller



# STANDARD LIMIT SWITCHES

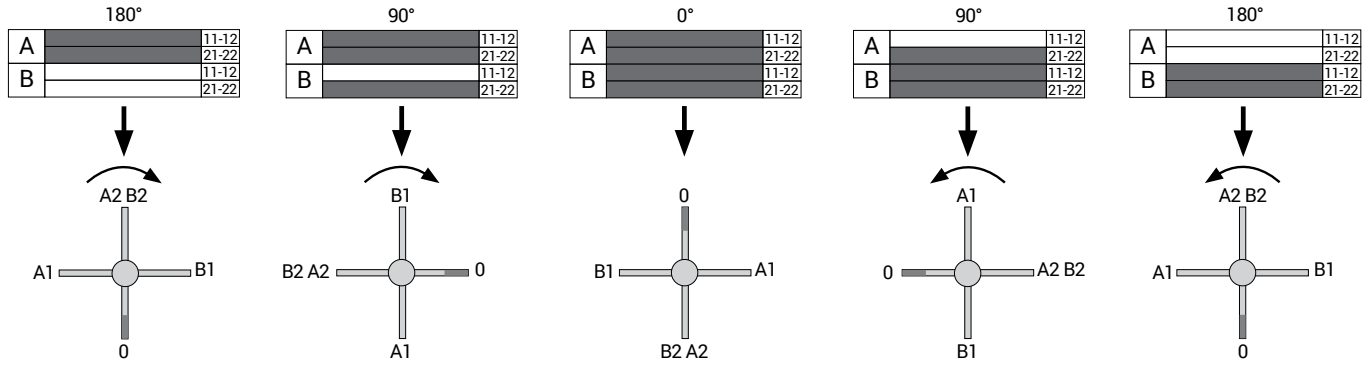
## 4 maintained positions

The limit switches are equipped with switches PRSL1650XX with 1NC+1NC staggered contacts



**Other configurations are available on request.**

### Actuating travel



Description	Rods	Code
4 maintained positions - stop at 180° in each direction	Cross rods 2 x 200 mm	F201110001
4 maintained positions - free rotation	Cross rods 2 x 200 mm	F201120001

## 3 maintained positions

The limit switches are equipped with switches PRSL1652XX with 1NO+1NC contacts



**Other configurations are available on request.**

Actuating travel	Rods	Code
	Cross rods 2 x 200 mm	F201110002
	T rods 1 x 200 mm 1 x 300 mm	F201110006

## Spring return

The limit switches are equipped with switches PRSL1652XX with 1NO+1NC contacts



**Other configurations are available on request.**

Actuating travel	Rods	Code
	Rod with roller	F202210001