

MIKE-X - REQUEST FORM FOR PENDANT STATION

Protection type


ATEX II 2 G Ex db IIC T6 Gb
 II 2 D Ex tb IIIC T85°C Db
 IECEX Ex db IIC T6 Gb
 Ex tb IIIC T85°C Db

Please, tick the box to accept the protection type provided

Pendant station model

4 - 8 actuators: simple pendant station
 12 - 16 actuators: double pendant station

Symbols



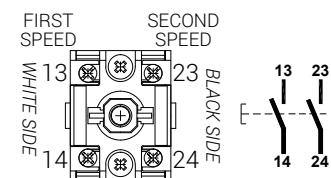
Optional

Anti-condensation heater
 Special painting
 Connecting bridges

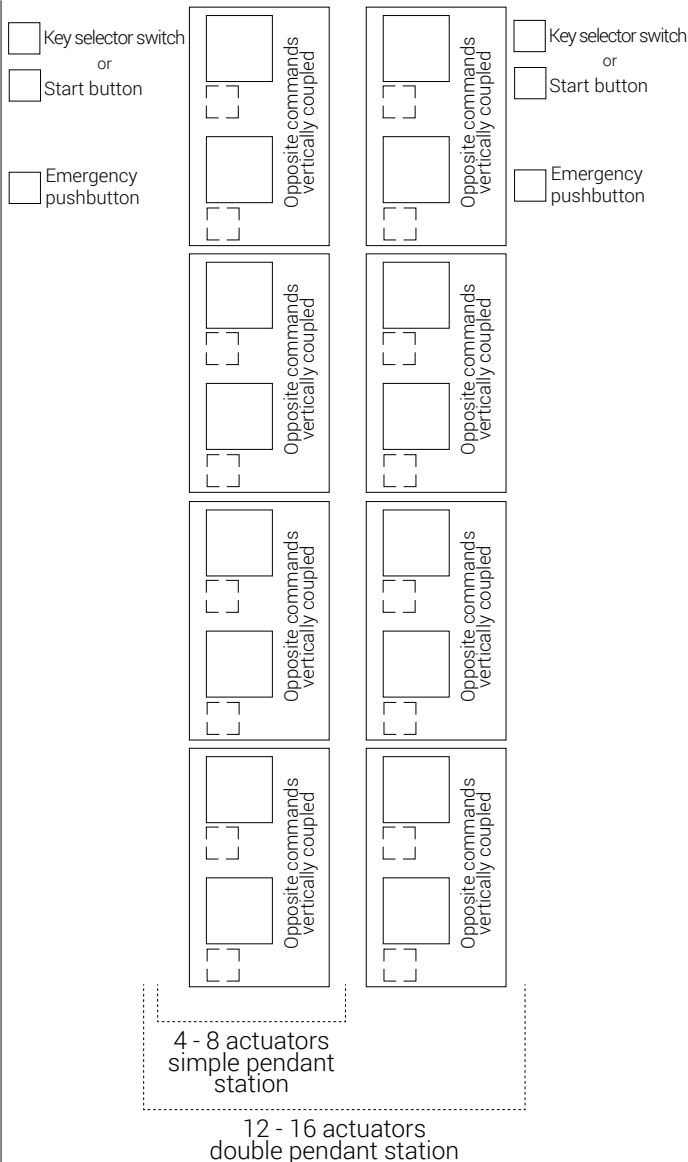
Instructions

- Tick the box to accept the protection type provided.
 - Tick the box corresponding to the pendant control station model required: 4 - 8 actuators (simple pendant station), 12 - 16 actuators (double pendant station).
 - Write the number corresponding to the control element required (broken line box). When buttons are required mark the direction of the arrow into the corresponding box.
- If the key selector switch or the green start button and the emergency pushbutton are required, tick the box corresponding to the right position.
- When the pendant control station is the double row model, complete both the columns.
- **Attention: opposite commands (i.e. up – down) are vertically coupled on columns.**
 - Tick the box corresponding to the optional required.

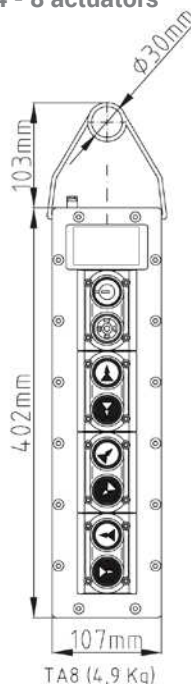
2NO switches for pushbuttons



ATTENTION: only two speeds switches provided. If you require 1 speed, during the wiring of the pendant control station, connect only the contact on the white side.



Simple pendant station
4 - 8 actuators



Double pendant station
12 - 16 actuators

